

THE MOST EFFICIENT UNIT FOR CONVERTING AN ICEBOX OR INSULATED CAVITY INTO A GOOD REFRIGERATOR OR FREEZER.

D.C. REFRIGERATION

EVAPORATORS FOR FRIGOMATIC

Common characteristics:

- Painted copper connecting pipes with high efficiency heat exchanger.
- Pre-charged refrigerating circuit.
- Frigoboat rapid coupling unions.
- Expansion with individually tested capillary tube.
- Food-compliant and corrosion-resistant epoxy paint.

EVAPORATORS SERIES **B**

3 models suitable for refrigerators and freezers. Vertical installation. Ideal for top opening boxes.

Mod. 200 B
Part N. E50100

The evaporator is supplied with its base.

Weight	Kg 2,2 • lb 4.85	Shipping weight	Kg 3 • lb 6.6
--------	------------------	-----------------	---------------

Maximum capacity L • cu.ft

FRIDGE		FREEZER	
L•cu.ft	RPM*	L•cu.ft	RPM*
220	7.8	80	2.8
3000		3500	

Mod. 250 B
Part N. E51625

The evaporator is supplied with its base.

Weight	Kg 1,6 • lb 3.53	Shipping weight	Kg 3 • lb 6.6
--------	------------------	-----------------	---------------

Maximum capacity L • cu.ft

FRIDGE		FREEZER	
L•cu.ft	RPM*	L•cu.ft	RPM*
250	8.9	80	2.8
3000		3500	

Mod. 340 B
Part N. E50105

The evaporator is supplied with its base.

Weight	Kg 2,2 • lb 4.85	Shipping weight	Kg 3 • lb 6.6
--------	------------------	-----------------	---------------


Maximum capacity L • cu.ft

FRIDGE		FREEZER	
L•cu.ft	RPM*	L•cu.ft	RPM*
340	12	80	2.8
3500		3500	

EVAPORATORS SERIES **H**

3 models for fridge and freezer. Front door with elastic return. Horizontal or vertical installation. Inner compartment for ice trays. Ideal for front opening fridges as well as top loading ones.

Mod. 130 H Part N. E50065



Weight	Kg 1,3 • lb 2.9
--------	-----------------

Shipping weight	Kg 1,8 • lb 4
-----------------	---------------

Maximum capacity L • cu.ft

FRIDGE		FREEZER	
L•cu.ft	RPM*	L•cu.ft	RPM*
120	4.2	50	1.8
2500		3000	

Mod. 160 H Part N. E50090



Weight	Kg 1,5 • lb 3.3
--------	-----------------

Shipping weight	Kg 2,4 • lb 5.3
-----------------	-----------------

Maximum capacity L • cu.ft

FRIDGE		FREEZER	
L•cu.ft	RPM*	L•cu.ft	RPM*
160	5.6	60	2.1
2500		3000	

Mod. 200 H Part N. E50070



Weight	Kg 2,2 • lb 4.9
--------	-----------------

Shipping weight	Kg 2,9 • lb 6.4
-----------------	-----------------

Maximum capacity L • cu.ft

FRIDGE		FREEZER	
L•cu.ft	RPM*	L•cu.ft	RPM*
200	7	80	2.8
3000		3500	

*RPM = SUGGESTED COMPRESSOR SPEED


11267 - 16/03/2004

D.C. REFRIGERATION

EVAPORATORS FOR FRIGOMATIC

EVAPORATORS SERIES F

5 models for fridge and freezer.
Bendable to box dimensions.
Ideal for top and front opening boxes.
Bend to a minimum radius of 25 mm • 1 in.



Bending tool for evaporators F:



Cod H5110

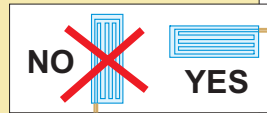
Bending tool for custom bending the flat evaporators series F without problems.



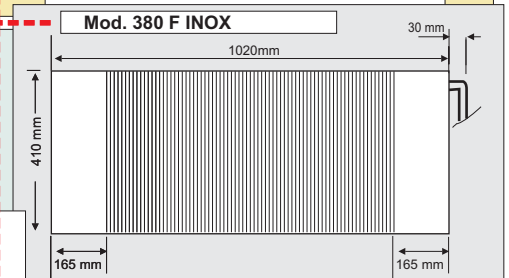
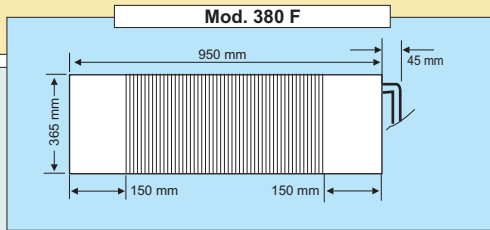
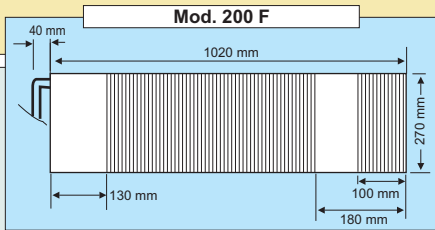
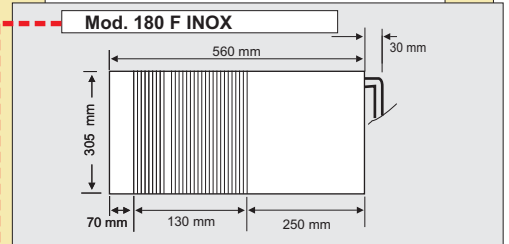
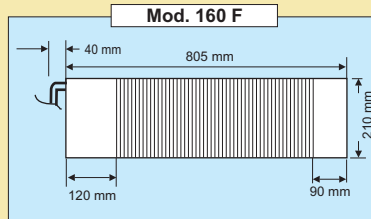
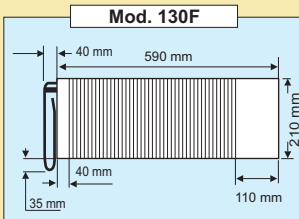
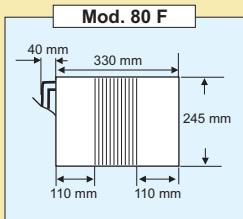
A professional version is also available.

Cod H5115

BENDING AREA



EVAPORATORS SERIES F-INOX



MODEL	Part N.	MAXIMUM CAPACITY LITRES				WEIGHT Kg	
		FRIDGES		FREEZER		NET	SHIPPING
		L	RPM*	L	RPM*		
80 F	E50881	80	2000	---	-----	1,1	2,5
130F	E50085	160	2500	60	3000	1,2	1,8
160 F	E50095	180	2500	70	3500	1,4	2,4
200 F	E50075	240	3000	80	3500	1,5	2,5
380 F	E52225	380	3500	100	3500	2,1	3,3
180 F INOX	E52105	180	2500	70	3500	2,4	3
380 F INOX	E52185	380	3500	100	3500	4,1	5,3

*RPM = SUGGESTED COMPRESSOR SPEED

D.C. REFRIGERATION

COMPRESSORS

FOR FRIDGES
UP TO 3.5 cu.ft / 100 lt

MADRID 35F
PARIS 35 F
ROMA 35 F

FOR FRIDGES
UP TO 5.6 cu.ft / 160 lt

CAPRI 35 F
ELBA 35 F
IBIZA 35 F

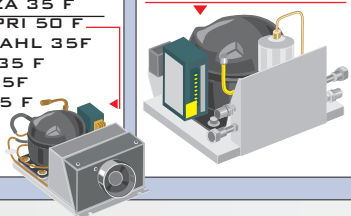
FOR FRIDGES
UP TO 12 cu.ft / 340 lt

CAPRI 50 F
AH-AHL 35F
AV 35 F

FOR FRIDGES UP
TO 13,47 cu.ft 380 lt

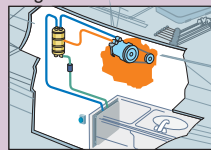
W 35F
K 35 F

FOR FRIDGES UP
TO 14,2 cu.ft 400 lt
SUPERFRIGOMATIC
W 50 F
SUPERFRIGOMATIC
K 50 F



HOLDOVER PLATE SYSTEMS

Engine driven



Series 2000

